

Cashflow Conversion Cycle

Suitable for Retail & Wholesale Businesses.

Instructions

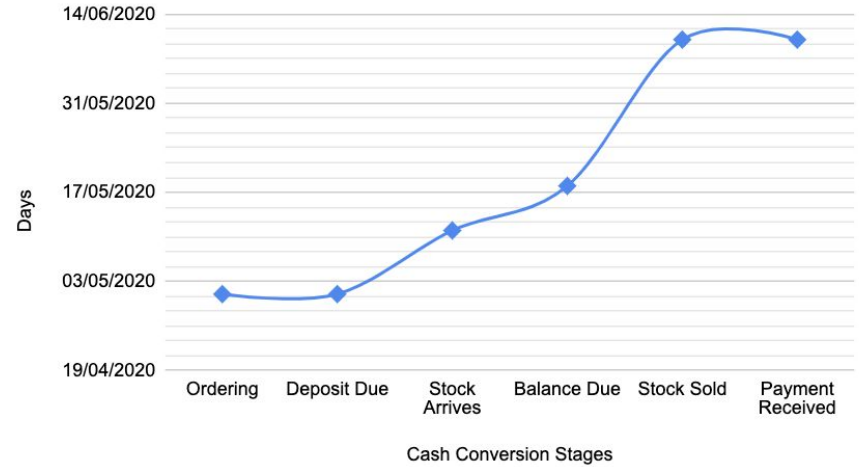
- 1/ Change the dropdown box for Product One to Yes (if it's set to 'No')
- 2/ Enter your details into all of the orange cells (blue cells are output cells)
- 3/ Repeat steps with extra products (maximum of four products)

Include:

Product One	Yes	▼
Product Two	No	▼
Product Three	No	▼
Product Four	No	▼

Stage in Cycle	Product One	Product Two	Product Three	Product Four
Ordering	01/05/2020			
Deposit Due	01/05/2020			
Stock Arrives	11/05/2020			
Balance Due	18/05/2020			
Stock Sold	10/06/2020			
Payment Received	10/06/2020			

Cash Conversion Cycle



Set how many product lines you'd like to graph.

Instructions

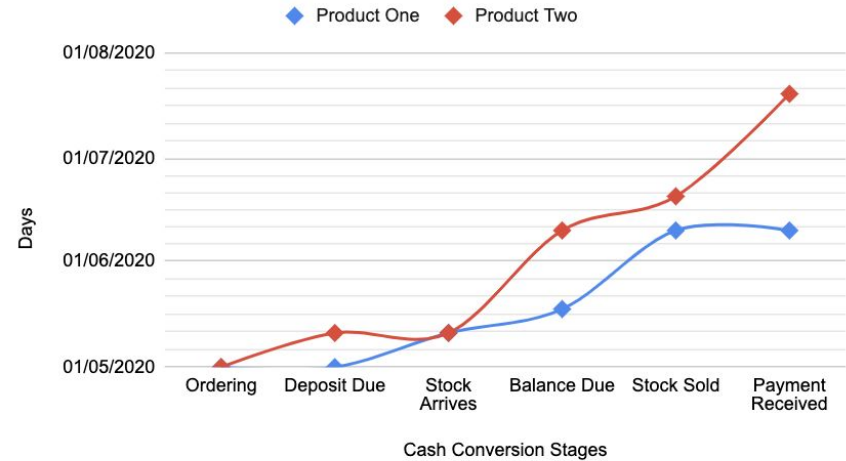
- 1/ Change the dropdown box for Product One to Yes (if it's set to 'No')
- 2/ Enter your details into all of the orange cells (blue cells are output cells)
- 3/ Repeat steps with extra products (maximum of four products)

Include:

Product One	Yes	▼
Product Two	Yes	▼
Product Three	No	▼
Product Four	No	▼

Stage in Cycle	Product One	Product Two	Product Three	Product Four
Ordering	01/05/2020	01/05/2020		
Deposit Due	01/05/2020	11/05/2020		
Stock Arrives	11/05/2020	11/05/2020		
Balance Due	18/05/2020	10/06/2020		
Stock Sold	10/06/2020	20/06/2020		
Payment Received	10/06/2020	20/07/2020		

Cash Conversion Cycle



Example of Product Two being opened up.

Product One

Conversion Cycle

	Day	Month	Year	Date	Payment Terms	Custom Date	Days	Absolute	
Ordering	1	5	2020	01/05/2020			-	-	
Deposit Due	1	5	2020	01/05/2020	On Order		0	0	
Stock Arrives	11	5	2020	11/05/2020			10	10	
Balance Due	18	5	2020	18/05/2020	One Week After Delivery	10	7	7	
Stock Sold	10	6	2020	10/06/2020			30	23	
Payment Received	10	6	2020	10/06/2020	On Sale	1	0	0	
How long does delivery of your goods take?							Days	40	

Product One	Days
Ordering	01/05/2020
Deposit Due	01/05/2020
Stock Arrives	11/05/2020
Balance Due	18/05/2020
Stock Sold	10/06/2020
Payment Received	10/06/2020



For any questions or feedback, please contact Sheridan Jamieson on:

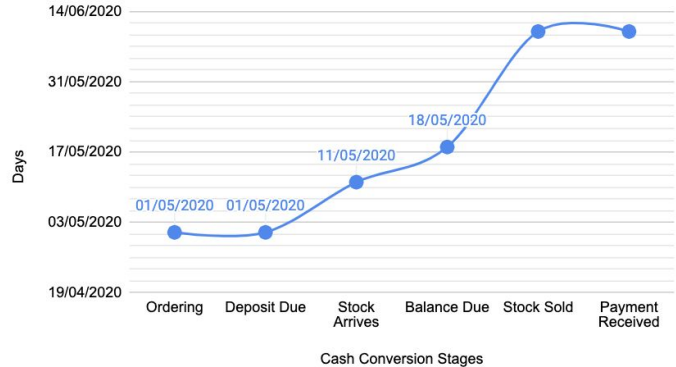
P: '+64 27 360 3029

E: sheridan@seedling.kiwi

W: www.seedling.kiwi

<https://www.linkedin.com/in/sheridanjamieson/>

Cash Conversion Cycle



Complete all orange boxes in order to graph your conversion cycle.

Product Two

Conversion Cycle

	Day	Month	Year	Date	Payment Terms	Custom Date	Days	Absolute
Ordering	1	5	2020	01/05/2020			-	-
Deposit Due	11	5	2020	11/05/2020	On Delivery		10	10
Stock Arrives	11	5	2020	11/05/2020			10	0
Balance Due	20	6	2020	20/06/2020	20th of the Following Month	10	40	40
Stock Sold	10	6	2020	10/06/2020			30	-10
Payment Received	20	7	2020	20/07/2020	20th of the Following Month	1	40	40
How long does delivery of your goods take?							Days	80

Product Two	Days
Ordering	01/05/2020
Deposit Due	11/05/2020
Stock Arrives	11/05/2020
Stock Sold	10/06/2020
Balance Due	20/06/2020
Payment Received	20/07/2020



For any questions or feedback, please contact Sheridan Jamieson on:

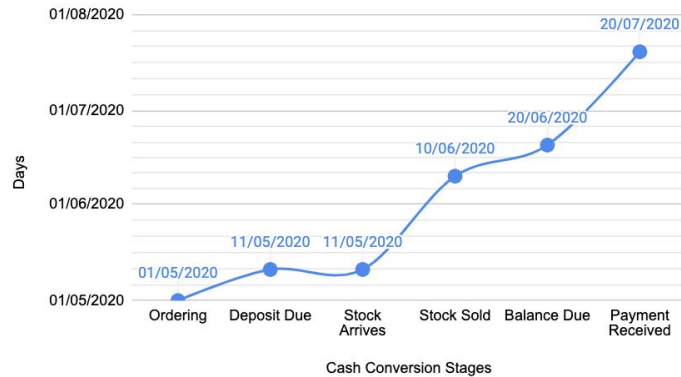
P: +64 27 360 3029

E: sheridan@seedling.kiwi

W: www.seedling.kiwi

<https://www.linkedin.com/in/sheridanjamieson/>

Cash Conversion Cycle



Example of Product Two (Up to four product lines available)

To gain access to the editable template,
please register by visiting:

<https://seedling.kiwi/downloads/>

and enter your details in the space provided.